

ARKANSAS STATE

HORSE-SHOW

ASSOCIATION

2024

Rules and Regulations

For the Arkansas State Championship Horseshow

Table of Contents

<u>Description</u>	<u>Page Number</u>
Officers, Committees	3
Meetings, Membership	4
Age Divisions, Entry Fees, Stalls	6-8
Trophies, Awards	8
Individual High Point,	9
Judges, Announcer	10
Sportsmanship	11
Miscellaneous Rules	12-14
Time Failure	14
Announcer Stand	15
Coggins Test	15
Mandatory Classes	15
Judged Events General Information	16
Pony Pleasure	16
Horsemanship, Reining	17
Junior Horse Western Pleasure	17
Walk Trot Classes	18
Open Hunter Under Saddle, Ranch Riding,	18
Ranch Pleasure	19
Lead Line General Rules	20
Speed and Times Events General Information	21
Barrel Race, Pole Bending	22
Flag Race,	23
Speed Race	24
Keyhole Race, Barrel Pickup	25
Pony Classes	26
Stake Race	27
Men's and Ladies Gaited classes	28
Slow Gaited Pleasure	29
Heavy Shod Slow Gaited	30
S.H.O.W. Rules	31-36

ARKANSAS STATE HORSE SHOW ASSOCIATION
RULES AND REGULATIONS
2023

The official name of the association shall be the Arkansas State Horse Show Association (ASHSA) and shall be at all times operated and conducted as a non-profit association in accordance with the laws of the state of Arkansas providing for such organizations and by which it shall require all such rights as granted to associations of this kind.

The purpose of this association shall be to stage an annual Championship Horse Show in the state of Arkansas for qualifying riders from member associations.

OFFICERS

Chairman- Shall be elected by the board from member associations at the annual meeting in October. He or she shall preside at all meetings, appoint committees, and see that all rules and regulations are enforced. Motel or camping expenses shall be paid by the State Association.

1st Vice CHAIRMAN- Shall be elected the same as the Chairman. He or she shall preside in the absence of the Chairman to assist in performing duties, etc. Motel or camping expenses shall be paid by the State Association. 1st Vice Chairman to oversee all Chairman appointed committees.

2nd VICE CHAIRMAN- Shall be elected the same as the Chairman. He or she shall preside in the absence of the Chairman and Vice Chairman to assist in performing duties, etc. Motel or camping expenses shall be paid by the State Association.

PAST CHAIRMAN- This position held by the outgoing Chairman. This position is a non-voting, advisory position assisting the Chairman. Motel or Camping expenses shall be paid by the State Association.

SECRETARY- Shall be appointed by the elected Chairman. Shall keep all minutes of the meetings and other records pertaining to the Association. Shall be responsible for notifying board members of meetings, and accepting entries for the state show, etc. Motel or camping expenses shall be paid by the State Association.

OFFICERS-continued

TREASURER- Shall be appointed by the elected Chairman. Shall disburse money under the discretion of the Chairman, furnishing financial statement and end of the year financial statements, etc. Motel or camping expenses shall be paid by the State Association.

BOARD OF DIRECTORS- Shall consist of the elected presidents of each association. If an association president or vice president is not able to attend a board meeting, a letter or phone call indicating who will vote for the association must be received by the State Chairman. Prior to the start of the meeting.

COMMITTEES

The 1st Vice Chairman will Oversee all committees as appointed by the state chairman.

ANNUAL MEETINGS

The Board of Directors of the Arkansas State Horse Show Association shall hold a meeting in October to elect a Chairman and Vice Chairmen. The officers' terms shall run from October to October. Proposed rule changes for the following year will be brought up at the October meeting. Proposed changes must receive a motion and a 2nd from the board to be placed on the list for consideration for a Vote at the January meeting. Proposals will be voted on at the January meeting and all rule changes regarding events will be finalized in the February meeting. Other meetings may be scheduled by the Chairman as deemed necessary to finalize plans for State Show.

If 75% of the Board of Directors feels the Chairman is not functioning, a meeting can be called by the Board to question the Chairman or to elect a new Chairman.

Minutes and expense (financial) reports must be sent out within 14 days after the board meetings.

MEMBERSHIP

Membership shall consist of approved associations in the State of Arkansas.

Annual dues are \$100 per association or as otherwise passed by the Board of Directors and are payable at the first state meeting in January of each year. These dues will be used as a starter fund in making preparations for the State Show and will be refunded to each association at the end of the year when proceeds from the State Show are distributed. **

Association sponsorship fees are \$300 and are payable by June 15 to the State Horse Show Secretary or Treasurer, Made out to ASHA

Minimum guidelines for accepting new associations into the Arkansas State Horse Show Association are as follows:

1. Must hold a minimum of six (6) shows during the season.
2. Must have at least one full season behind them as an association when applying for membership.
3. Must submit a report showing the association is financially solvent from shows during the past season (s): this will be determined by the Board.
4. Must have an average of at least 200 entries per show.
5. Must offer at least 75% of the events on the State Show program and must agree to have as many of the remaining state show events as possible.
6. Must have association rules as close to the state show rules as possible.
7. When applying for membership, the association must bring information supporting the above statements when appearing before the Board so they will have sufficient information on which to base their vote.
8. Any new associations coming into the State Association will be on five years' probation with a Board review to see if it is meeting qualifications every year on an annual basis.

AGE DIVISIONS

Pee Wee- 0-10 years

Buckaroo-13 years **and Under**

Junior- 14 years --18 years

Senior-19 years and older

Open—all ages

Riders are not allowed to ride in 2 different age groups of the same class (Example: pony barrels and buckaroo barrels) Riders must ride in only ONE age division when there are specific classes limited to their age division, i.e., Junior Poles, Buckaroo Poles, etc. Once you move up in age division you cannot move back down to the previous age division in the current year regardless the size of the horse.

The age of an individual on January 1 of that year shall be maintained throughout the entire year.

Riders in the Pee-Wee, Buckaroo and Junior age groups will not be allowed to show a stallion in judged events except for Junior Reining and Horsemanship. (Classes where only one horse is in the arena). Riders will be allowed to ride a stallion in speed events.

ENTRIES/ENTRY FEES/STALL MONEY

The entry fee shall be voted on by the Board.

Each association may enter its **TOP FIVE** riders in each class. **EXCEPTION: BARREL PICKUP.** (In some associations the situation arises where a contestant will end up in the top five as both a rider and a jump man. Should this happen, a choice will have to be made by the contestant as he or she may enter **ONLY ONE TIME** in the class: he or she may enter as a rider or a jump man but not as both).

Contestants must represent only **ONE** association for all events at the State Horse Show.

All contestants must ride in 50% of their association shows to be eligible to compete in the State Show.

An association may not borrow riders from other associations to fill its classes.

Beginning the 2012 State Horse Show, a Lottery Draw was initiated that will allow associations with empty slots on their entry forms to fill those slots with riders from other associations. The rules to fill these slots are as follows:

- To be eligible for the lottery draw you must have shown 50% of the shows at your association in the class you want to enter. This must be verifiable by show class sheets.
- There is no limit to additional riders each association is eligible to send for each class.
- Associations will pay for all classes as usual if open spots for your association are filled, Your association will be reimbursed for those spots.
- Lottery picks will not count toward individual high point. Lottery entries, placed in a class will be announced as representing their own association.
- Lottery draw will follow the show schedule and association drawing will follow the working order for the current state show year.
- Move paperwork deadline up one week.
- Send lottery names and stall information in at same time as regular riders' information.
- Payback money will be given back at State show or at the October meeting.

ENTRIES/ENTRY FEES/STALL MONEY Continued

- Once your Lottery Pick is drawn, your association must pay for that pick. If you do not, your association will not receive any payback money for the open spot filled for your association.

Each association president is responsible for verifying that entries are correct and sent to the state Secretary by the designated deadline. No changes to the entry sheets for Friday, Saturday, Sunday, and Monday will be accepted after the show begins on those days. Scratches can be made at any time.

Each association must pay for five (5) places in each event whether there are 5 entries or not. Each association is responsible for paying for assigned stalls at the fee set by the board.

All entry fees and stall money are due in advance and must Be sent to the State Treasurer with the Treasurer sheet for each association. All entries/required forms must be sent to the State Secretary. Both Treasurer and Secretary information must be postmarked and received by the deadline given each year.

Each person entered in the state show must sign a Consent Waiver and Release Form. This form must accompany the entry sheets sent to the secretary.

TROPHIES AND AWARDS

Ten (10) places in each class are to be awarded if applicable. The trophies will be approved by the Arkansas State Horse Show Association at the beginning of each show year.

INDIVIDUAL HIGH POINT

High point awards will be given to the high point, Pee-Wee, Buckaroo, Junior and Senior riders scoring the highest number of points at the state show.

Effective in 2021—Pee-Wee High Point will include the following classes:

1. Pee-Wee Walk Trot- 10 & under
2. Pony Walk Trot
3. Pony Pleasure
4. Pony Speed
5. Pony Flags
6. Pony Barrels
7. Pony Poles

The Secretary shall total the points earned in each class and the winner will be announced at the end of the state show.

All mandatory classes will be considered in the computation of points except for Lead Line. Any optional events added by the Board are not to be considered in this total. Barrel Pickup will be considered as one class.

If given, the following rules will apply:

1. All contestants must compete in more than one event at the state level.
2. Pee-Wee high point will be calculated on children 10 years & under, excluding lead line class. (See above list).
3. The highest number of points in at least two (2) classes will determine the winner.
4. In case of a tie, the contestant will be declared a winner who (a) earned the most points in the greatest number of events, (b) had more firsts, seconds, thirds, fourths, fifths, etc., (c) earned the most points over the greatest number of other competitors.

HIGH POINT COMPUTATION OF POINTS

1st Place—10 Points

2nd Place— 9 Points

3rd Place— 8 Points

4th Place— 7 Points

5th Place— 6 Points

6th Place—5 Points

7th Place—4 Points

8th Place—3 Points

9th Place— 2 Points

10th Place—1 Point

JUDGES

Judges will be hired by a committee appointed by the Chairman. A judge that shall judge the Arkansas State Horse Show shall not have judged the State show for the previous 3 years.

Effective 2021- (with exception of Speed Judge)

- Judges cannot show or judge in Arkansas during the show year.
- Judges cannot be an Arkansas Resident.

The committee shall send a copy of the official rules at least thirty (30) days prior to the state show. A written confirmation should be returned to the Judges Committee by the judges.

Judges are responsible for ensuring that only qualified persons participate in the work off and will be assisted by the Arena Scribes/State Secretary. The judge will be informed before the starting of the show by the State Chairman. If a person enters the work off who should not be in the arena, the judge will have his/her number announced and they will be asked to leave.

A signed copy of the judge's score card will be posted after each event. The scores will be announced for Reining, Jr and Sr Ranch riding, and Senior Horsemanship patterns after each rider. When two (2) judges place riders in an event, the winner will be tabulated according to a 10 through 1 system. **In case of a tie, the head judge's score will be used to break the tie.**

ANNOUNCER

The announcer is to ask the audience to keep the noise down during pleasure classes and make every effort to expedite the show.

In case of dispute on entries, work off contestants, etc. the announcer will refer to the State Chairman and/or Board rather than decide him/herself.

SPORTSMANSHIP RULES

A contestant or member of his/her immediate family deemed guilty of misconduct or unsportsmanlike like conduct in the opinion of majority of the Board, shall be penalized by any of the following:

1. Contestants will be immediately suspended from further participation in the state show
2. Contestants and/or his/her immediate family will forfeit any points earned and forfeit all entry fees.
3. Contestants and/or his/her immediate family will be suspended from participation in the first three (3) shows of any association in the following show seasons. **NOTE:** failure of an association to enforce this decision may result in said association not participating in the next State Horse Show.
4. Contestants and/or his/her immediate family will be suspended from the next state horse show.
5. The Board of Directors will deal with the violation according to the severity of the situation.
6. Any person wishing to appear before the ASCHSA Board of Directors to appeal a disciplinary action taken against them under the Sportsmanship Rules must post a \$250.00 cash bond to the Board prior to appealing. This bond will be refunded if the board rules in favor of the appellant. Any other protest or disputes will post a \$250.00 amount and will be heard by the protest committee appointed by the Chairman and made up of the Ex-Board and will be returned if the result is in favor of the person lodging the protest.

Each association president is responsible for ensuring his/her membership complies with the above sportsmanship rules.

MISCELLANEOUS RULES

All association presidents will make every reasonable effort to ensure their memberships is aware of the rules contained within and is responsible for compliance to include sportsmanlike conduct.

Order of associations working in the arena will rotate up each year from the previous year. i.e., the association working 1st in 2021 will move to last association working in 2022; the association working 2nd in 2021 will move to 1st in 2022 and so on.

A rider may only compete ONE time in a class and a horse may be ridden only ONE time in a class. (except if granted a rerun fault of timer)

Running order of association in speed events will rotate from the last speed event of the previous year. Running order shall be rotated as follows: each association will move up one position with each speed event run (i.e., an association drawing position number one, will move down to the last for the second speed event, and association drawing position number two will move up to number one for the second speed event)

The arena will be drug after each association in every speed event and/or at the chairman's discretion; except Pony Speed/flags which will be drug at the Vice Chairman's discretion.

Assistance at the gate (Thresh Hold Area) in all events will be allowed. All assistance must stop before the Thresh Hold Area for pleasure, and the timer for speed. Any assistance beyond these marks will result in disqualification in that event.

Every rider at the State Show shall wear boots or "heels down" shoes while participating at the State Show with the exception of the jump man in Barrel Pickup. Special consideration may be made at the board's discretion.

Horses staying overnight at the coliseum must be stalled. Only ONE horse per stall is allowed. Stalls cannot be changed after assignments are made. **NO TACK STALLS ALLOWED AT THE STATE SHOW, UNLESS APPROVED BY THE STATE SHOW CHAIRMAN.**

MISCELLANEOUS RULES- continued

No motorcycles, bicycles, 4-wheelers, scooters, mo-peds or side by sides are allowed on coliseum grounds. **Executive Board members, board members** are allowed to have a golf cart style vehicle, or low-profile side-by-side, with proper insurance and paperwork per IAW State Fairground Guidelines. **General members** are allowed to have a golf cart style vehicle only, with proper insurance and paperwork per IAW State Fairground Guidelines. All golf carts will have identifiers placed indicating executive board, board, or general member.

Side-by-sides are not allowed by General members unless a specific handicap request has been approved by the chairman. Approvals will be documented, and the list given to security. Persons driving any golf cart style vehicle or approved side-by-side must be 18 years of age or older.

No dogs are allowed on the coliseum grounds without a leash. **NO DOGS ARE ALLOWED IN THE COLISEUM**

No fifth (5th) place ties will be honored as of the 1997 State Show. Only five (5) horses per class will be allowed from each association.

Final work offs will be limited to no more than twenty-one (21) horses.

No lounging of horses will be allowed in the show arena or warm-up arena.

The arena where running patterns are set will be worked prior to the event.

Workers in the arena must be at least 16 years old. (Only exception-anyone under the age of 16 in the arena with trophy presentation must be supervised closely by an adult). No children are allowed in the arena during victory laps.

Dress code required for arena workers:

- Shirt must have sleeves (no tank tops, no crop tops, spaghetti straps)
- Boots or Shoes with closed toe (no flip flops/sandals or open toe shoes).
- Long pants/jeans are required (no shorts)

A contestant will receive 3 calls to be in the arena and will then be given 1 minute to be in the arena. If not in the arena by said time they will be disqualified.

Miscellaneous Rules -continued

No mules will be allowed to be shown at the State Show.

Only the **FIRST-PLACE** winner in any event will be allowed a victory lap.

No riding double or bareback during award/trophy presentation. (except barrel pick up)

All speed runs must start from within the INSIDE of the back gate of the arena.

An exhibitor may not walk through the course in order to qualify for a placing position nor in the runoff for a tie.

Unless otherwise specified current AQHA rules will apply to those classes covered in the AQHA Rule book, with some exceptions, i.e., speed event equipment.

New classes shall be the last on the day it is scheduled, unless voted different by the 13 board presidents.

The SPEED judge will monitor/judge all speed events to ensure no patterns are broken or illegal assistance is provided.

TO SPREAD PLEASURE CLASSES OUT TO BE ON MONDAY

TIMER FAILURE

In the event of timer failure, a contestant may have a choice regarding time for their re-ride. They may run immediately or following their association line up or following another complete association line up. If the contestant is the last rider in the event when the timer fails, they will be given 5 minutes to rest their horse.

If a rider makes a qualified run in any speed event and the timer fails to work properly, the rider must make a bona-fide attempt in the re-ride and will receive a time even though an automatic disqualification would normally apply. Note: Deliberate and intentional disqualifications to achieve a fast time will not be tolerated and the decision of the Speed judge will be final.

ANNOUNCER'S STAND

No one will be permitted upstairs in the announcer's stand unless he/she is wearing a Show Official's badge or has the verbal permission of the Chairman, Vice Chairman or Secretary. The walkway will be guarded and/or roped off to protect this rule. Any messages which need the attention of the workers upstairs in the announcer stand will be delivered via the guard or by the Secretary or assigned worker.

COGGINS TEST

There shall be a negative Coggins required at the State Horse Show. The Coggins test paper shall be dated within 12 months of the Arkansas State Horse Show and shall show that the test was performed during this same time span. Appropriate & Current Electronic Forms are acceptable.

MANDATORY LIST OF CLASSES

1. Senior Reining
2. Pee Wee Walk Trot
3. Walk Trot 11-49
4. Walk Trot 50 and Over
5. Junior Ranch Riding
6. Senior Ranch Riding
7. Junior Ranch Rail
8. Senior Ranch Rail
9. Open Hunter Under Saddle
10. Junior Horse Western Pleasure
11. Junior Reining
12. Pony .Pleasure
13. Pony Walk Trot
14. Men's Western Pleasure
15. Junior Poles
16. Youth Horsemanship
17. Buckaroo Barrels
18. Pony Poles
19. Buckaroo Pleasure (13 years and under)
20. Youth Western Pleasure (14-18 years)
21. Barrel Pickup
22. Senior Flags
23. Senior Barrels
24. Buckaroo Horsemanship
25. Ladies Western Pleasure
26. Light Shod Slow Gaited
27. Heavy Shod Slow Gaited
28. Ladies Gaited
29. Men's Gaited
30. Junior Speed
31. Senior Poles
32. Junior Barrels
33. Pony Barrels
34. Senior Speed
35. Pony Speed
36. Buckaroo Poles
37. Pony Flags
38. Junior Flags
39. Stake Race
40. Keyhole
41. Lead-line- (Points **WILL NOT** count for individual high point)
42. Senior Horsemanship

JUDGED EVENTS GENERAL INFORMATION

1. AQHA rules will prevail unless otherwise indicated.
 2. Numbers are to be worn on the saddle pads in all judged events. Competitors in Ladies' Gaited, Men's Gaited, and Hunter Under Saddle have the option of either wearing their numbers on their back or on their saddle pads.
 3. All riders with the exception of Ladies' Gaited must wear hats in judged events. The wearing of hats in Ladies' Gaited is optional.
 4. Cuts for working all judged classes will be drawn in advance. Any contestant who enters the arena during a cut other than the one he/she has been assigned will be suspended from riding in the class.
 5. A limit of twenty-one (21) horses may be shown in the finals in a class.
- As of 2024;
6. There will not be sequence entry for cuts instead There will be a Set Timer of 4 minutes to get each cut in the arena. Gate will be closed if contestants are not entering the arena in the 4 minutes.
 7. Jackpot pattern classes payback by score, not just the top 10 and Rail classes by final cut points.
 8. Cuts will not be placed, all numbers written down by judges will be brought back.

PONY PLEASURE

The ponies are to be 54 inches and under. Each association President is to ensure each pony is within size limit before sending entries to State. Ponies will be measured only once during the state show, on a flat surface as designated by the board. Once the pony has measured 54" or below, it will be added to the approved list and a small tag will be placed in the pony's mane/tail to indicate measurement approval. All ponies will be measured on the same surface with the same measuring device. Ponies shall be measured while standing squared up and not measured in any other position. Any pony failing to measure 54" and under will be disqualified and marked and will not be allowed to compete in any pony events during the State Show. Ponies will not be re-measured if they are

disqualified. AQHA rules will apply, except the Western Pleasure Pony will not be asked to back. Ponies must be ridden one handed.

HORSEMANSHIP

Horses will work a pattern. The pattern must be posted Prior to the start of the State Horseshow. Ponies are allowed to compete in Buckaroo Horsemanship. No rail work in this class. Upon completion of pattern, scores will be called out by announcer in Senior Horsemanship only.

REINING

Current AQHA rules and patterns will apply. Junior horses shown in reining may be ridden two handed, In Snaffle bit or Bosal. The selection of patterns will be at the discretion of the Board &/or approval of the judges' pattern selection. Board to draw reining patterns at summer meeting. Scores will be announced as a rider completes his/her pattern. If a tie results in the top ten places in reining and the same score has been given by both judges the NRHA tie breaker rule will be used to break the tie. The judge's score sheet is to be turned into the State Secretary and will be double checked and maintained as part of the official records. A copy will be posted following the class. Working positions will be drawn rather than having these persons work as associations. Arena will be dragged after 10 riders..

JUNIOR HORSE WESTERN PLEASURE

No horse that will be older than five (5) years of age during the current calendar year shall be allowed to participate. Age of horses entered will be the responsibility of the respective association Presidents and will be checked only on protest. A veterinarian will be present during the class to settle any age dispute and his/her discretion will be accepted as final.

Junior horses competing in any judged event (Excluding Slow Gaited) may be shown with a non-mechanical hack-a-more or snaffle bit to AQHA regulation, and may be ridden with two hands.

PONY WALK TROT

The rider must be ten (10) years old or younger and the pony must be fifty-four (54) inches in height and under. The pony will be judged at a walk and a trot and will not be asked to back. Except for these considerations the class will be judged as a Western Pleasure class.

PEE WEE WALK TROT

The rider must be ten (10) years old or younger and the horse must be OVER fifty-four (54) inches in height. The horse will be judged at a walk and a trot and will not be asked to back. Except for these considerations the class will be judged as a Western Pleasure class.

WALK TROT 11-49

The rider must be eleven (11) years old to forty-nine (49) years old and the horse must be over fifty-four (54) inches in height. The horse will be judged at a walk and a trot *and will not be asked to back*. for these considerations the class will be judged as a Western Pleasure class.

WALK TROT 50 AND OVER

The rider must be fifty (50) years or older and the horse must be over fifty-four (54) inches in height. The horse will be judged at a walk and a trot *and will not be asked to back*. Except for these considerations the class will be judged as a Western Pleasure class.

OPEN HUNTER UNDER SADDLE

AQHA rules will apply. Points in this class will apply to the rider's age according to the age division listed in this rule book. Horses are to be shown under saddle, not to jump. Horses are to be shown at a walk, trot, and canter both ways of the arena.

RANCH RIDING (PATTERN)

AQHA rules will apply. Points in this class will apply to the rider's ages, according to the age divisions listed in this rule book. Horses must be over fifty-four (54) inches in height.

RANCH HORSE RAIL PLEASURE

AQHA rules will apply. Points in this class will apply to the rider's ages according to the age divisions listed in this rule book.

1. Horses must be over 54 inches in height. Points in this class will apply to the riders ages according to age divisions listed in this rule book
2. The Ranch Rail Pleasure horse should reflect the versatility, attitude, and movement of a working horse.
3. The horse's performance should simulate a horse riding outside the confines of an arena and that of a working ranch horse. This class should show the horse's ability to work at a forward, working speed while under control by the rider. Light contact should be rewarded, and horse does not have to be shown on a full drape of reins. The overall manners and responsiveness of the horse while performing the maneuver requirements, and the horse's quality of movement are the primary considerations.
4. Requirements:
 - a) No horse less than 3 years of age
 - b) Horses will work collectively on the rail only.
 - c) The required maneuvers will include walk, jog, and lope both directions and the extended jog and extended lope at least one direction, at judge's discretion, as well as stop, reverse, and back.
 - d) The overall cadence and performance of the gaits should that of a western pleasure horse, with an emphasis on forward movement, free-flowing, and ground covering for all gaits. Transitions should be performed where designated, with smoothness and responsiveness.
5. Apparel and Equipment
 - a) No hoof polishes
 - b) No braided or banded manes or tail extensions
 - c) Trimming inside ears is discouraged
 - d) Trimming bridle path is allowed also trimming of fetlocks or excessive long facial hair.
 - e) Equipment with silver should not count over a good working outfit. Silver on bridles and saddles is discouraged.

- f) No nose bands or tie-downs

LEAD-LINE-General Rules

This class is for youths ages 3-7 years old. The horse must be led by an individual 18 years of age or older. The age for a Lead Line participant is as of January 1st of the show year. The horse must be 3 years of age or older as of January 1st of the current year.

1. Exhibitors may not ride or lead a stallion in Lead Line
2. Exhibitor must have his or her feet in the stirrups and the stirrups must be securely attached to the saddle.
3. An exhibitor cannot be tied, buckled, or fastened in the saddle in any manner or by any means during competition.
4. A hard hat may be worn.
5. An exhibitor may show in other Western or English attire but must include hat, long sleeves, collared shirt/jacket and boots with heels.
6. The horse must be led by a minimum 6' lead shank attached to a halter or cavesson that is under a bridle, head stall or bosal. The lead shank cannot be attached to the bit.
7. Lead Line classes will be performed in both directions at a walk only. A backup is optional at the judge's discretion.
8. Exhibitors are judged on their Horsemanship/Equitation skills, basic positions in the saddle and an apparent attempt to exhibit and direct the horse.
9. State qualifications must be as a team. The rider and leader must qualify together.
10. Points do not count for individual high point.
11. Lead-line exhibitors may ride in other classes.

SPEED AND TIMED EVENTS GENERAL INFORMATION

All ties in running events will be broken by a run-off. If both parties agree, a coin toss is also permitted to determine placings.

The new 2011 AQHA rules about prohibited equipment to be used with running horse will not be adopted for the Arkansas State Horse Show.

1. The electric timers will be in operation at all times during speed events. The second clock will be read only in case of malfunction of the first timer.
2. If a rider makes a qualified run and the timers fail to work properly, the rider must make a bona-fide attempt in the re-ride and will receive a tie even though his/her new run would cause him/her to get a no time (i.e., barrel or pole knocked down or flag missed).
3. Deliberately attempting to break the beam of the clock in any timed event is considered unsportsmanlike and will be dealt with accordingly. Use of tack, equipment, etc., to break the beam to obtain a faster time will be considered unsportsmanlike and will result in an unqualified run.
4. It shall be left to the discretion of the chairman to rake or drag the arena if needed other than designated times
5. Barrels for barrels, flags and speed races shall be moved to the most suitable places decided upon by the chairman.
6. Speed riders must wear a shirt with sleeves and be long enough to be tucked into their pants. Contestants violating this attire rule will be disqualified.
7. No restraints other than rubber bands on the contestants' feet, or ADA approved equipment, will be allowed in speed events. *Must provide ADA documentation with state show entry and state show waiver.*
8. All speed/timed events will be jackpot classes.

BARREL RACE

AQHA rules will apply except concerning wearing apparel of the riders and assistance into the arena. Horse and rider may enter from either side as long as pattern is not broken, and exit is made between two front barrels. No barrel shall be placed closer than 15 feet from the fence. Knocking over a barrel will result in disqualification. Touching the barrel by the rider is permissible. If a rider makes a qualified run in this event and the timer fails to work properly, the rider must make a bona-fide attempt in the re-ride and will still receive a time even though a barrel is knocked down. Note deliberate and intentional knocking down of a barrel to receive a faster time will not be tolerated and the decision of the judge will be final. For a re-ride time due to time failure: See TIMER FAILURE section in rule book.

POLE BENDING

AQHA rules will apply except concerning wearing apparel of the riders and assistance into the arena. The pole bending pattern is to be run around six (6) poles. Each pole is to be twenty-one (21) feet apart and first pole is to be at least (21) feet from starting line with the last pole at least (20) feet from the fence. Failure to follow the pattern shall cause disqualification. Touching of a pole by the rider is permitted and will not result in a disqualification, however, a pole cannot be moved to gain an advantage. If a pole is knocked over, the rider will be disqualified.

If a rider makes a qualified run in this event and the timer fails to work properly, the rider must make a bona-fide attempt in the re-ride and will still receive a time even though a pole is knocked down. Note: Deliberate and intentional knocking over a pole in order to receive a faster time will not be tolerated and the decision of the judge will be final. For a re-ride time due to timer failure, see TIMER FAILURE section in rule book.

FLAG RACE

Horse and rider must enter from either side as long as pattern is not broken. (See Diagram) Flags will be 18 inches in length with 8-inch x 9-inch cloth. A 1-inch dowel must be used as the flag handle.

Flag may be used as a quirt. Flag is to be marked 3 inches from bottom as a guideline for placement in bucket. The flag shall be placed on the side of the bucket, closest to the inside of the area.

Horse must maintain forward direction, not backing, nor turning more than 90 degrees toward the fence or more than 90 degrees toward the middle of the arena.

Buckets will be plastic of any color. Two (2) five (5) gallon size buckets filled to three (3) inches from the top of the bucket will be used. The three (3) inches will be marked with a line.

Masonry sand is to be used. The bucket must be placed on the in-ward side of the barrel. The barrels holding the bucket will be placed 35 feet from the timer. The end barrel will be 126 feet from the timer. The sand in the buckets will be poured into new buckets between drags. If sand is lost, new sand can be added at the discretion of the Speed Judge.

Upon completion of the ride, barrels and buckets must be standing upright. Flag must be in sand from inside bucket, not from outside in. If any barrel or bucket is knocked over, the rider will be disqualified.

If a rider makes a qualified run in this event and the timer fails to work properly, the rider must make a bona-fide attempt in the re-ride and will still receive a time even though the rider fails to stick the flag.

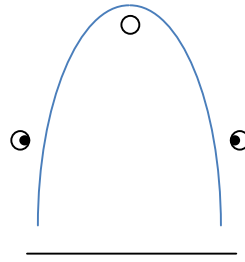
Note: Deliberate and intentional illegal procedures executed to receive a faster time will not be

tolerated and the decision of the judge will be final. For a re-ride time due to timer failure, see TIMER FAILURE section in rule book. End barrel must be set in same position as for barrel race.

Barrels may be moved back and forth a certain distance to alleviate area around barrels to prevent them from becoming dug out or dangerous.

Flag Diagram

- Cross Timer
- Pick up Flag
- Turn center barrel
- Stick Flag in Opposite Bucket
- Cross Timer



SPEED RACE

Horses and riders may enter from either side as long as pattern is not broken. See Diagram below.

Rider will be disqualified if barrel is knocked over during run.

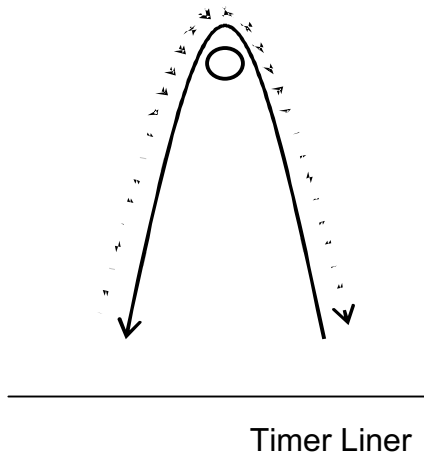
If a rider makes a qualified run in this event and the timer fails to work properly, the rider must make a bona-fide attempt in the re-ride and will still receive a time. Note: Deliberate and intentional illegal procedures executed in order to receive a faster time will not be tolerated and the decision of the judge will be final.

For a re-ride time due to timer failure, see **TIMER FAILURE** section in this rule book.

Speed Diagram

- Cross Timer
- Turn Barrel and Run to Timer line

Speed Race Diagram



KEYHOLE RACE

Keyhole shall consist of a 12-foot circle with a 10 foot long by 5 foot wide throat (10 ftx5 ft). See diagram Keyhole Race in this rule book

Horse may enter pattern with a flying start, as this is a timed event. The Keyhole will be outlined in a white line. The horse must turn within the circle, not in the throat or approach of circle.

Reasons for Disqualification (no time)

Turning in the throat/approach of the circle

Passing down the outside of the keyhole and turning/circle back to the entrance

If a horse steps on or over a line

Judge must stand behind the keyhole or to the side at a safe distance.

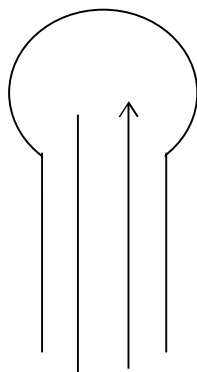
In the event of malfunction of the timer, the rider must run again making a bona-fide attempt in the re-ride to receive a time. Note: Deliberate and intentional illegal procedures executed to receive a faster time will not be tolerated and the decision of the judge will be final.

For a re-ride time due to timer failure, see TIMER FAILURE section in this rule book.

Keyhole Diagram

- Cross Timer
- Enter Keyhole
- Turn around in Circle.
- Exit

Keyhole



Diagram

Keyhole

- Cross Timer

BARREL PICKUP

A contestant may enter only one time in the class, either as a rider or as a jump man but not as both. This race is to be run with a barrel at the opposite end of the arena at least 20 feet from the fence and the rider may ride to the right or left circling the barrel.

For safety of riders in the class the barrel is to be moved ten (10) feet if necessary and this decision is left to the discretion of the chairman. The starting line should be at least 20 feet inside the arena.

The jump man must mount from the barrel and must be astraddle of the horse at the finish line.

Persons being picked up must mount unassisted. Use of rider's hands at any time during the ride is not allowed and will result in disqualification. If the jump man touches the ground it will be a disqualification and he/she must exit the arena by foot. If rider circles around the barrel **completely** while trying to pick up jumper it will be a disqualification.

One judge will be on the ground in back of the barrel, to have a better view of the jump to ensure no help is provided by the rider to the jumper.

In the event of malfunction of the timer, the rider must run again making a bona-fide attempt in the re-ride to receive a time. Note: Deliberate and intentional illegal procedures executed in order to receive a faster time will not be tolerated and the decision of the judge will be final. For a re-ride time due to timer failure, see TIMER FAILURE section in the rule book.

PONY CLASSES

Ponies are to be fifty-four (54) inches and under. Each association president is to ensure each pony is within size limit before sending entries to state. Ponies will be measured on a flat surface as designated by the board. All ponies will be measured on the same surface with the same measuring device which shall leave a vertical and horizontal bubble level. All ponies shall be measured while

standing squared up and shall not be measured in any other position. Any pony failing to measure 54 inches in height or under will be disqualified and marked and will not be allowed to compete in any pony events during the State Show. Ponies will not be re-measured if they are disqualified.

The rider must be ten (10) years and under. Rider over 10 may ride a pony in their age division.

(no ponies in Ranch Rail or Ranch riding)

STAKE RACE

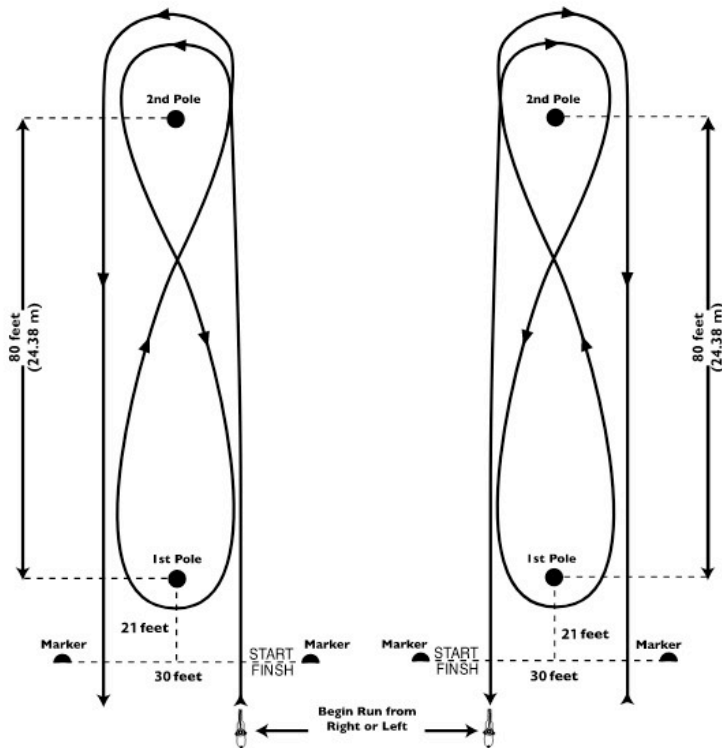
The start/finish line is 30 feet wide and marked by two upright markers (cones or pylons) short enough to not interfere with the timer if one is used. Short pylons or cones are recommended.

There are two stakes in this event. The stakes shall be 80 feet apart. The first stake shall be 21 feet from the start/finish line and the second stake shall be 101 feet from the start/finish line if arena size permits. The pattern may be shortened depending upon arena size; however, the two stakes must always be placed 80 feet (24.38m) apart, regardless of the distance between the first stake and the start/finish line.

Exhibitor shall cross the start/finish line and run down the right side or left side of the poles to the second pole marking either a right- or left-hand turn. Exhibitor shall not cross between the two poles before making the first turn. The exhibitor shall then run to the first pole and make a turn in the opposite direction. Exhibitors must then run back to the second pole and repeat first turn then run straight back.

down either the left or right side of the poles (opposite side than when first crossing start line and running to second pole) and cross the start/finish line. Pattern must be run according to diagram below.

A no time is given if either of the upright poles or either of the two upright markers are knocked down.



Stake Race Pattern

EXCEPTION from AQHA rule: The placement/location of the timers and cones will be as in any other speed event for the Arkansas State Championship Horse Show.

Men's & Ladies' Gaited

These two classes will follow the following rules:

The State Board has elected to use rules 6A & B (Show Pleasure) rules from S.H.O.W with the following exceptions:

1. This class will be open to all Gaited horse breeds.
2. Braids are optional for this class.
3. Shoeing of the horse is allowed, as permitted by the HPA and S.H.O.W regulations.
4. A rest period not to exceed 10 minutes will be allowed for the last work off.
5. Horse is to be shown at a walk and favorite gait. Horse will enter the arena at a walk.
6. English or western equipment may be used. One or both hands may be used on the reins.
7. The class will be judged on the performance and conformation of the horse at the discretion of the judge.
8. The wearing of hats is optional for the ladies; the wearing of hats is mandatory for men.
9. Gaited horses will not be asked to back.
10. Beginning in the 2005 State Show a DQP will be used to check all gaited horses prior to being shown in their class.

11. Bits with shanks more than 9-1/2" in length are prohibited. Shanks are measured from the very top of the metal to the very bottom of the metal including the rings to which the cheeks and reins are attached. (See bit in diagram)
12. A show farrier will be designated and be at the arena entry to deal with any thrown shoes. Time outs will be governed by S.H.O.W rule F-10 (S.H.O.W. rule book judges' section)
13. **Required Gaits for Gaited Pleasure**
 - a. **Flat Walk (walk):** The flat walk should be bold and four-cornered with an evenly timed (1-2-3-4) beat. In the flat walk the horse should break at the knees, reaching and pulling with the front legs with that movement originating from the shoulder. The horse should have impulsion and exhibit stride and drive with the hind legs. There should be no wringing or twisting of the hocks, not any excessive hock action. Over stride is important but should be in accord with the conformation and length of the back and legs of the horse.

A horse with a good flat walk will naturally have a straight, up and down head motion timed with the overall rhythm of the walk.

Men's & Ladies' Gaited-continued

b. Running Walk (Favorite Gait): The running walk has the same beat or evenly timed footfall (1-2-3-4) as the flat walk but is much smoother with greater stride, rhythm, and natural motion. The increased rear leg stride and increased reach in the shoulder create this smoother ride and propel the horse at a faster speed without changing the cadence of the leg motion. As with the flat walk, the horse will naturally have a straight up and down vertical head motion timed with the overall rhythm of the running walk. A correctly performed running walk is truly a gait of ease, producing a clearly heard and easily counted 4-beat tempo.

14. S.H.O.W rule 3-D (General requirements and Equipment for Horses) will apply, except rule 5; **no communication devices may be used.**

SLOW GAITED PLEASURE

As of the 2013 show season Slow Gaited will be broken into two classes. There will be a Lite Shod Slow Gaited class and a Heavy Shod Slow Gaited class.

For the lite Shod Slow Gaited class, the S.H.O.W. Rules 5-D (Country Pleasure) will apply with the following exceptions.

1. This class is open to all gaited horse breeds and no preference will be given to one particular gait.
2. Riders must wear and use western tack only. One or both hands may be used on the reins.
3. No whips, crops, nose bands, or cavesons allowed.
4. Horses in this class will not be to back.
5. Beginning in the 2005 State Show a DQP will be used to check all gaited horses prior to being shown in their class.
6. Horse is to be shown at a walk and favorite gait. Horses will enter the arena at a walk.
7. Shoeing of the horse is allowed as permitted by the HPA and S.H.O.W. regulations. Shoes will be steel to hoof (flat shod). Shoe may be attached to the foot with shoeing adhesive. Horses will be shod with the frog exposed. Maximum 3/8" thick x 1 "wide stamped (poured cast) hot or cold or cold roll steel or aluminum keg shoe is allowed (both front and hind feet). Poured or cast clips, if poured in the original cast. Poured or cast heels (caulks), if poured in the original cast (may not be welded on) is allowed on the toe (1-1/2" wide at the toe and sots on heels no more than 1/8" thick). Hoof bands are prohibited
8. Any standard horse bit may be used, except for gag bit with no shanks

SLOW GAITED PLEASURE-continued

9. **Required Gaits for Slow Gaited Pleasure:**

a. Walk: This is a smooth slow four-beat gait that should be performed in a very relaxed manner. The horse should be alert but not nervous. Animation is not desired in this gait.

b. Favorite Gait: This gait is to be performed at moderate speed where the horse extends its stride and covers more ground with each step and can be a variation of any gaited horse breed, with no preference given to any particular gait over another. The gait should be consistent and balanced and should appear easy and comfortable to ride. Excessive speed and animation are not desirable and will be penalized.

NOTE: Animation is defined as high front knee action.

HEAVY SHOD SLOW GAITED

1. This class is open to all gaited horse breeds and no preference will be given to one particular gait.
2. Riders must wear and use western tack only. One or both hands may be used on the reins. Horse will be shown with split reins and with two (2) reins. No colored brow bands or ribbons are permitted. Nose bands of the western type can be used. This nose band may have silver on it. Caveseons are allowed, Cross Chain Caveseons are prohibited. Exhibitors are expected to present themselves in a professional manner.
3. Horses in Slow Gaited will not be asked to back.
4. Horses are to be shown at a walk and favorite gait. Horses will enter the arena at a show walk.
5. Shoeing of the horse is allowed as permitted by the HPA and S.H.O.W. regulations. Shoes will be steel to hoof (flat shod). Shoe may be attached to the front with shoeing adhesive. Horses will be shod with the frog exposed. Minimum shoe size 1/2" thick x 1" wide with the maximum being 1/2" thick x 1-1/2" wide. Hoof bands are allowed and must be placed at least one-half inch below the cornet band.
6. Any standard horse bit may be used, except for gag bit with no shanks. Bits with shanks more than 9-1/2" in length are prohibited. Shanks are measured from the very top of metal to the very bottom of the metal including rinds to which the cheeks and reins are attached.
7. Required Gaits for Heavy Shod Slow Gaited Pleasure:
 - a. **Show Walk:** This is a smooth four-beat gait that should be performed in a relaxed manner. The horse should be alert, but not nervous

HEAVY SHOD SLOW GAITED-continued

b. Favorite Gait: This gait is to be performed at moderate speed where the horse extends its stride and covers more ground with each step and can be a variation of any gaited horse breed; with no preference given to any particular gait over another. The gait should be consistent and balanced and should appear easy and comfortable to ride.

S.H.O.W. RULES REFERRED TO IN STATE RULE BOOK

S.H.O.W. F-10 (SHOW Rule Book Judges Section)

Time-outs interrupt a show, therefore unauthorized time-outs will not be permitted.

- a. An exhibitor desiring a time-out will ride to the center of the ring, remain mounted and request it of the judge. The judge will ascertain the reason for the time-out and either grant or deny the request.

- b. After an exhibitor pulls in on the (**center**) he or she should obtain a time-out before dismounting. Further, the entrance of a trainer or an assistant into the show ring before a time-out is granted may require the judge to excuse the entry. Judges should use their discretion in this matter. (Example: thrown shoe, rider may need to dismount before time-out is granted) if horse or rider is in danger, rule may be waived.
- c. If the judge grants a time-out, horses on the rail will go at ease, and a groom or farrier will be ordered in as required. The exhibitor may then dismount. Exhibitors granted a time-out may not make adjustments to any equipment other than that for which the time-out was authorized except for such adjustments as they could make while mounted.
- d. Exhibitors at ease on the rail during time-outs may make such adjustments as they can make while mounted, but assistance over the rail is not permitted; physical assistance (touching the horse) is not permitted and will result in the horse being excused.
- e. If the judge finds the reason for a timeout not valid, he or she must order the entry back to the rail immediately.
- f. Time-outs may be granted by the judge for replacement of shoes, replacement of broke equipment (e.g., partially thrown shoe), or in other instances where the judge finds reasons. In any division, a shoe thrown in the ring must be presented immediately to the judge and a DQP for his/her inspection. The DQP will determine if the shoe is in violation. Loss of lead weight attached to the bottom of pads shall not be considered breakage of equipment. However, time-outs for adjustments of equipment, such as curb chains, bridles, and action

S.H.O.W. RULES REFERRED TO IN STATE RULE BOOK -continued

- g. devices are not allowed. Exception: Horse or rider in immediate danger. (Example: If a cavesson is too tight and cutting the horse's air off, a time-out may be granted.)
- h. A total of ten minutes in aggregate shall be allowed for each entry for authorized time-outs, but no more than two time-outs per class.
- i. All time-outs will begin when justifiable reasons are acknowledged, except for the replacement of shoes, in which event the time-out shall begin the moment the farrier lifts up the horse's foot. Time will be allowed prior to the beginning of time-out for locating thrown shoe.
- j. In the event a horse throws a shoe in the warm-up area after being inspected by the DQP, he or she may choose to have the shoe replaced by the show farrier after he or she enters the ring to show. He or she must be charged with a time-out with normal rules prevailing.

S.H.O.W. 6B SHOW PLEASURE General Description, Rules, and Judging Criteria

The Show Pleasure horse should demonstrate show qualities in the ring but foremost the horse should be a pleasure to ride. Emphasis should be placed on manners, quality and suitability to the exhibitor while performing the gaits.

The performance of the horse should present an effortless ride for the exhibitor. The flat walk should be a four- cornered movement with the front legs showing breaking and reaching. The rear legs shall follow through close to the ground and over striding the front tracks. The running walk should be the same motion as the flat walk but with additional speed.

The Show Pleasure horse should be high headed with his neck arched and tucked at the muzzle and his head shaking in cadence with his leg movement. In the execution of gaits this horse should not be compared to horses in the Performance Division. A laboring, square going horse or a horse hitting on its heels will not be accepted in the Show Pleasure class and this type of horse may be excused.

The Show Pleasure horse is allowed pads and action devices that are acceptable in the Performance Division.

Judges should value the innate grace and beauty of the TWH instead of rewarding the manufactured extravagant and exaggerated gaits. This will facilitate a more rapid return to horsemanship and training devoid of intolerable abuses.

S.H.O.W. RULES REFERRED TO IN STATE RULE BOOK-continued

One attendant may be allowed in the ring during the lineup in Amateur and Youth Exhibitor classes only for the purpose of aiding, assisting, and encouraging the exhibitor. The attendant may not touch the horse below the knees unless directed to do so by the judge.

S.H.O.W. strongly recommends that an attendant comes into the ring during the lineup in all 11 and under classes (regardless of division).

If any horse that has been judged comes out of a class line- up presenting an unacceptable image, the judge shall report the class and entry number to SHOW. A “Letter of Warning” will be sent to the trainer.

S.H.O.W. 3-D. General Requirements and Equipment for Horses.

Any entry found to have prohibited equipment must be excused.

1. All entries shall be clean, neatly trimmed, in good flesh presenting a healthy appearance, and outfitted in clean and appropriate tack.
2. All horses must use an English saddle, except where division or class rules permit otherwise. A cutback English saddle is the traditional saddle for the walking horse; however, a dressage saddle is acceptable.
3. Standard Walking Horse Single Rein Bridle and Bit. While any standard Walking Horse bit may be used; a gag bit with no shanks is not considered a standard Walking Horse show bit and is prohibited. Severe bits are discouraged and bleeding of the mouth or muzzle may not be penalized in the final judging. Quick change bridles and reins are not permitted.
4. Full blinders of any type are not permitted on the show grounds at any time.
5. Communication devices may be used in all classes, excluding Equitation.
6. The use of a self-adhesive elastic wrap (vet wrap) will be allowed in the cannon bone area on the front legs on the cannon bone down onto the ankles on the rear legs. The color is to blend in reasonably with the color of the horse. (To be applied post inspection)
7. Names of horses, stables, trainers or exhibitors are prohibited on show equipment in the show ring; however, inconspicuous name plates on bridles and saddles are acceptable. Failure to follow this rule is cause for class dismissal from the show ring of the entry in violation or of the entry of the stables whose name is observed in the ring.

S.H.O.W. RULES REFERRED TO IN STATE RULE BOOK-continued

8. Artificial Marking and Appliances. Any change in color of markings other than mane, tail, or hoof is prohibited. Only clear grooming materials are allowed on the hide and hair. Material may be used to remove stains. All artificial appliances other than those set forth in this section are prohibited.
9. Whips. Whips of four feet or less are allowed in any class where English attire and equipment are used. No item may be used inside or from outside the ring, while showing a horse except one whip per handler no longer than four feet including the snapper. Whips up to six feet are permitted in any class in which the horse is driven. No lashes or appendages or any other appliances of any kind are permitted to be attached to the whip. A whip of this kind is not permitted in a warm-up ring or show ring. No whip may be handed across the rail to an exhibitor.

10. Hoof Bands. Metal hoof bands, such as used to anchor or strengthen pads and shoes are permitted, so long as they are placed at least one-half inch below the coronet band. Bands must be a maximum of $\frac{3}{4}$ " and a minimum of $\frac{1}{2}$ " in width. Bands must be made of a 16 gauge or smaller flexible steel.
11. Action Devices. As permitted according to the HPA.
12. Acceptable Lubricants. All foreign substances are prohibited on the pastern area (above the hoof, but below the fetlock) of any horse being shown, exhibited, or offered for sale at horse show, exhibition, or horse sale or auction, except what is supplied by SHOW. Any such lubricant is permitted to be applied only after the horse has been inspected by the DQP and maybe applied only under the supervision of a DQP or SHOW. Heel/Toe Measurement. Toe length must exceed the height of the heel by one inch or more. The length of the toe shall be measured from the coronet band, at the center of the front pastern along the front of the hoof wall to the ground. The heel shall be measured from the coronet band, at the most lateral portion of the rear pastern, at a 90-degree angle to the ground, not including normal caulks at rear of the horseshoe that do not exceed $\frac{3}{4}$ " in length. That portion of caulk at the rear of horseshoe more than $\frac{3}{4}$ " shall be added to the height of the heel in determining the heel to toe ration. Please refer to Appendix A to this section of the rule book for official heel/toe measurement chart.
13. Pads. Pads shall be $\frac{1}{2}$ " minimum and made of leather, plastic, or a similar pliant material.
14. Pad Measurement. The amount of pad, or artificial Extension, permitted on any horse two (2) years of age or older will be determined by the natural hoof length. The amount of artificial extension, whether accomplished by pads, acrylics or any other material or combination
15. **S.H.O.W. 3-D. General Requirements and Equipment for Horses-continued** thereof, must not exceed 50 percent of the natural hoof length. The natural hoof length is measured from the coronet band at the center of the front pastern along the front of the hoof wall, to the distal portion of the hoof wall at the tip of the toe. The thickness of the pad or artificial extension shall be measured from the distal portion of the hoof wall at the tip of the toe at a 90 degrees angle to the proximal (foot/hoof) surface of the shoe. Please refer to Appendix B of this section of the rule book for official pad measurement chart.
16. Pads on Yearling Horses. Pads or other devices on yearling horses (horses up to two (2) years old) that elevate or change the angle of such horses' hooves more than 1" at the heel are not permitted.

17. Insertion of Material between the Pad and the Hoof. Any object or material inserted between the pad and the hoof is not permitted, except for acceptable hoof packing, which includes pine tar, oakum, live rubber, sponge rubber, silicone, commercial hoof packing, or other substances used to maintain adequate form pressure or sole consistency.
18. Shoe Size. The maximum shoe size is 1 ½" wide and ½" thick. The maximum thickness of shoe and caulk is 1".
19. Weight on Yearling Horses. Any weight on yearling horses, except a keg or similar conventional horseshoe, and horseshoe on yearling horses shall not weigh more than 16 ounces.
20. Rubber foundation. A rubber foundation used in lieu of a shoe cannot be more than ½" in thickness.
21. Half Rubber Foundation. A half rubber foundation used in lieu of half a shoe cannot be thicker than the corresponding half shoe. Example: With a 3/8" thick shoe, rubber cannot be more than 3/8" thick. With a ½" thick shoe, rubber cannot be more than ½" thick.
22. Half Metal Shoe. A half metal shoe in front with rubber on the rear half used for the foundation must be in apposition (there can be no gap between the metal shoe and the rubber).
23. Weight Bearing Surface. The weight bearing surface of the hoof must be level.
24. Rock Back Pads. Rock Back pads cannot extend below the weight bearing surface (bottom of the shoe).
25. Lead or other Weights. Lead or other weights cannot be attached to the outside of the hoof wall, the outside surface of the horseshoe, or any portion of the pad except the bottom surface within the horseshoe. Pads may not be hollowed out for the purpose of inserting or

S.H.O.W. 3-D. General Requirements and Equipment for Horses-continued

- affixing weights, and weights may not extend below the weight bearing surface of the shoe. Hollow shoes or artificial extensions filled with mercury or similar substances are prohibited.
26. Break over. The break over point of the shoe cannot be any further back than the tip of the toe on the natural hoof.
 27. Pressure Shoeing. Shoeing a horse or trimming a horse's hoof in a manner that will cause such horse to suffer or can reasonably be expected to cause such horse to suffer pain or distress, inflammation, or lameness when walking, trotting or otherwise moving is punishable by a lifetime suspension.

28. Acrylic. Acrylic can be used to repair and mend a foot where the shoe has been thrown and the foot has been damaged. Acrylic or any other material cannot be used for the purpose of extending the length of the natural hoof in any manner on both feet, which includes the toes or heels. Acrylic can be used to fill in around the nail holes or cracks on the sides of the hoof.
29. Hot/Cold Roll Steel. Plain carbon steel (Mn 1.00% max.) 1040 Cold or Hot roll steel.
30. SAE Designation of Steel: 1040. No other material may be used in classes designated as Hot/Cold Rolled steel except SAE 1040 Steel.